

# TECHNICAL SPECIFICATIONS

## System

Resolution .....	20 lp/mm
Scan Time (fast mode).....	1,6s - 2,7s
Scan Time (high definition mode) .....	2,1s - 3,6s
Connection.....	Ethernet RJ-45
Dimensions.....	L. 154 x D. 204 x H. 193 mm
Weight .....	2,6 kg
Operating voltage.....	100 - 240V ~ 50 - 60 Hz

## Windows® minimum configuration required

Operating system .....	Windows 7 SP1
Processor .....	Core 2 duo - 3GHz
RAM .....	2 GB
Hard disk.....	250 GB
Graphic card .....	512 MB RAM unshared memory .....compatible DirectX 9
Screen resolution.....	1280 x 1024
Ethernet board.....	100 Mbps - 1 Gbps

## Mac® minimum configuration required

Computer.....	MacBook® Pro 13.3" or iMac® 21.5"
Operating system .....	OS X Mavericks
Processor .....	Intel® Core 2 Duo
RAM .....	2 GB
Ethernet board.....	1 Gbps

For Yosemite and El Capitan operating systems, a Mac computer from 2013 or later is required.

## IMAGING PLATES

Dimensions IP Size 0 .....	22 x 35 mm
Dimensions IP Size 1 .....	24 x 40 mm
Dimensions IP Size 2 .....	31 x 41 mm
Dimensions IP Size 3 .....	27 x 54 mm
Dimensions IP Size 4 (3 x IP Size 3).....	69 x 54 mm

## Windows® recommended configuration

Operating system .....	Windows 10
Processor .....	Intel Core i5
RAM .....	4 GB
Hard disk.....	1 TB
Graphic card .....	Chipset Nvidia® or ATI® 2 GB unshared memory compatible DirectX 9 or more
Screen resolution.....	1280 x 1024 or more
Ethernet board.....	1 Gbps

## Mac® recommended configuration

Computer.....	iMac 27"
Operating system .....	OS X El Capitan
Processor .....	Intel Core i7
RAM .....	4 GB
Ethernet board.....	1 Gbps

The medical device for dental care PSPiX<sup>2</sup> is of class IIa and manufactured by SOPRO notified body LNE/GMED. This medical device is not refunded by health insurance organizations. Read carefully the instructions on the labelling before use.

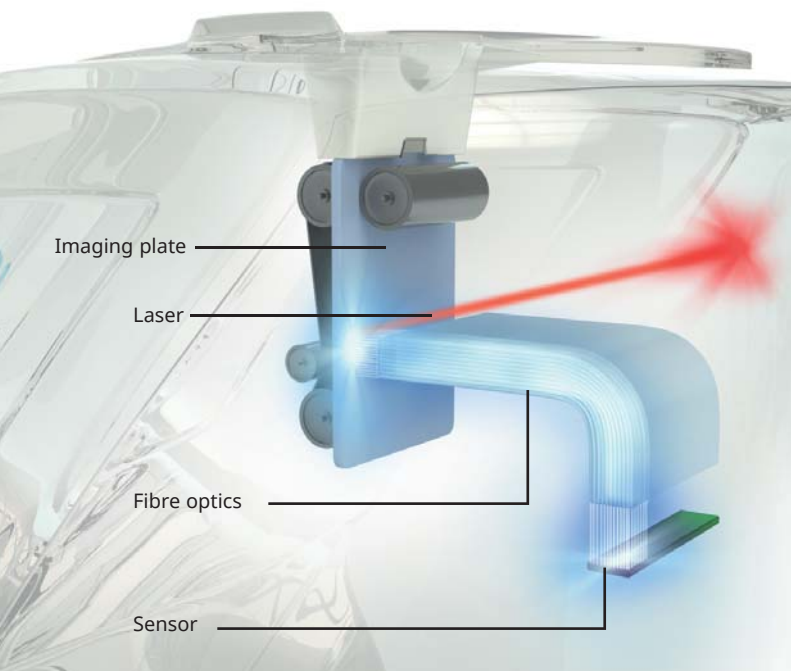
PSPiX® and SOPRO® are registered trademarks of SOPRO.  
"All other trademarks cited herein are the property of their respective owners"



**PSPiX<sup>2</sup>**  
The first personal  
imaging plate scanner



# STRIKING CONTRAST FOR AN ACCURATE DIAGNOSIS

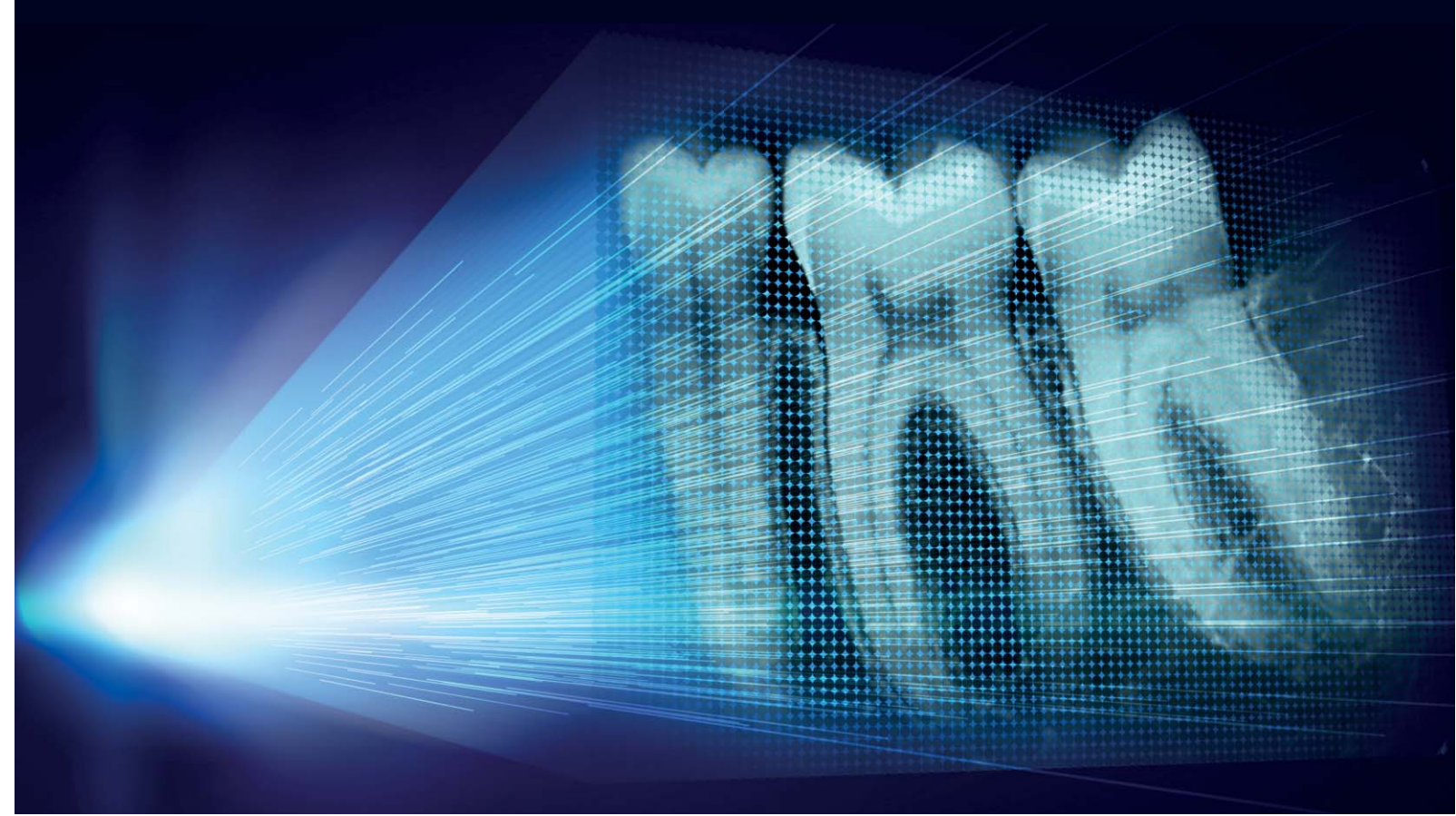


## MORE INVENTIVE

### Better differentiation of the dental tissue

PSPIX<sup>2</sup> surpasses the limits of radiological examinations by offering **greater differentiation of dental tissue.**

This technological achievement is called **FIBER2PIXEL<sup>®</sup>**



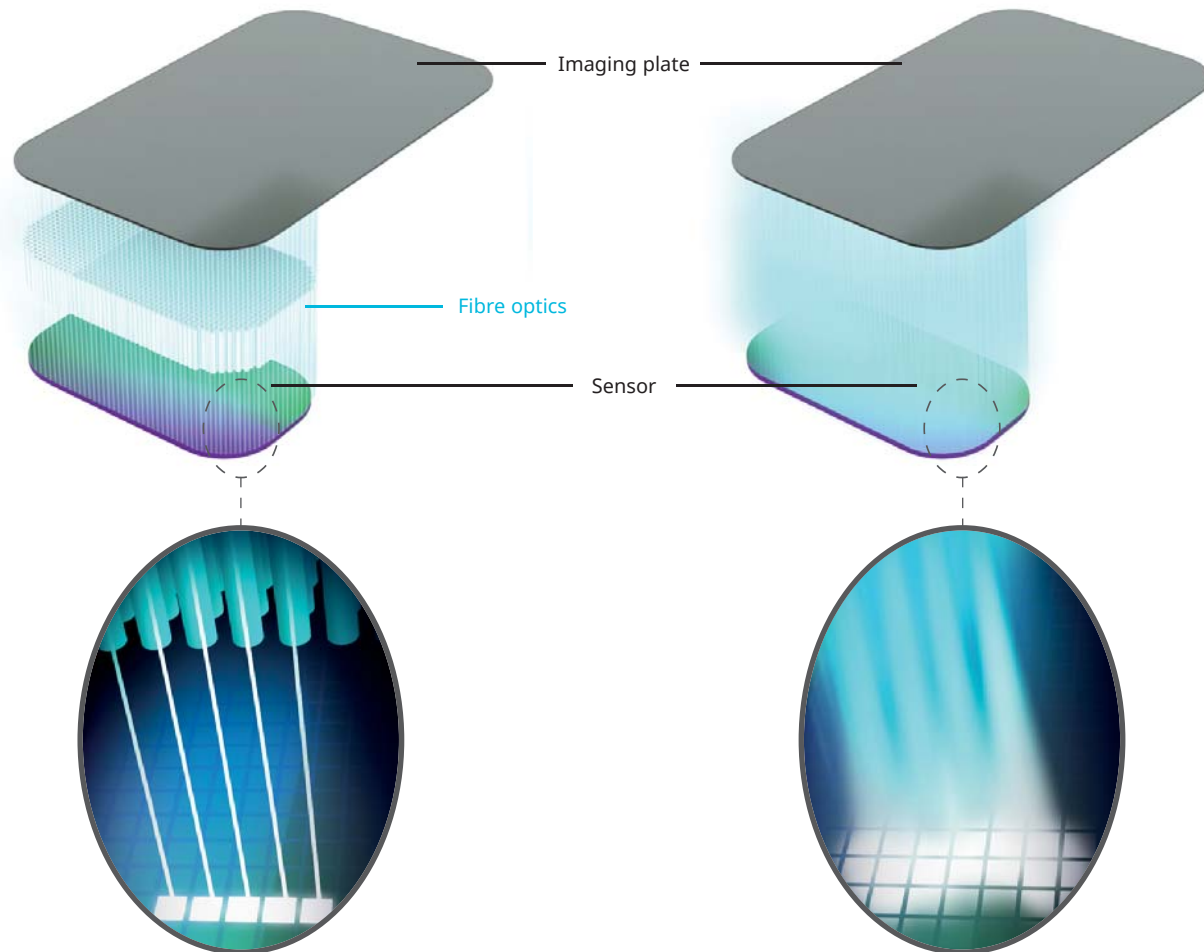
# 2 FIBER PIXEL

## Differentiation of the dental tissue

**FIBER2PIXEL<sup>®</sup>** technology is based on the use of **broad spectrum optical microfibres** for the guided transmission of photon emissions in order to provide **highly contrasted images.**

## WITH FIBRE - FIBER2PIXEL<sup>®</sup>

## WITHOUT FIBRE



## LESS INVASIVE

### A more reliable diagnosis

The different tooth anatomic structures, such as the bone, roots, pulp... are highlighted with **extreme precision** on the image.

Your diagnosis is **faster** and **more accurate!**



# PERFECTLY ADAPTED TO ALL CLINICAL APPLICATIONS

## HIGH-QUALITY IMAGES

With **FIBER2PIXEL®** technology, PSPIX<sup>2</sup> provides **accurate images** and **striking contrast** to ensure a **reliable diagnosis**.

## DESIGNED FOR YOUR PRACTICE

Various sizes are available depending on **patient morphology** and **clinical applications**.

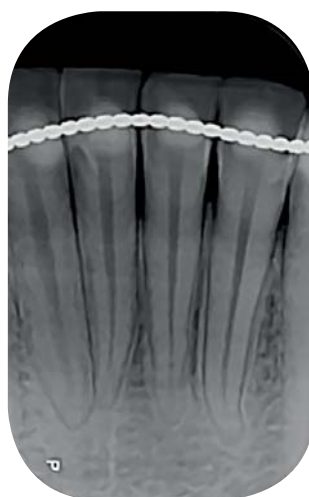
Periodontics



Endodontics



Orthodontics



Pedodontics



Cariology



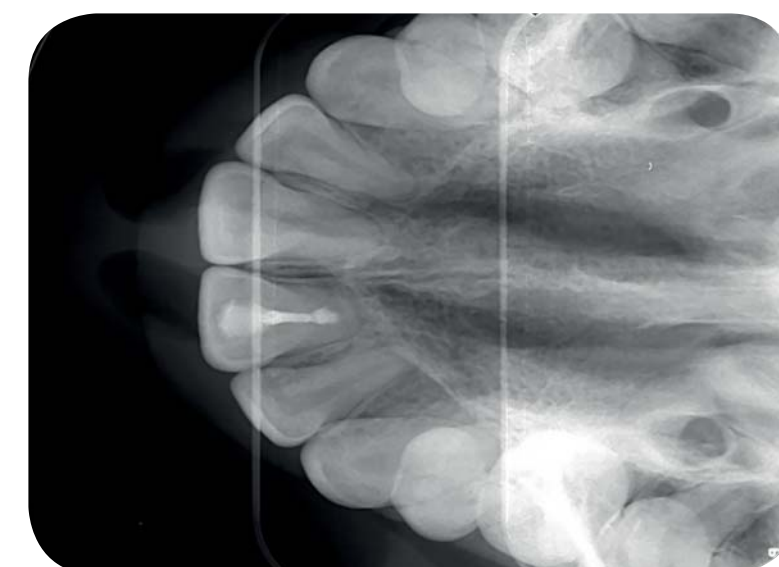
Implantology



Bitewing



Occlusal



## SOPRO IMAGING A POWERFUL IMAGING SOFTWARE

Extremely user-friendly, SOPRO Imaging software offers **advanced X-ray image processing tools**.

SOPRO Imaging is delivered with each PSPIX<sup>2</sup> and is compatible Windows® and Mac®.



# A SCANNER FOR MYSELF

ACTEON® has created the first personal imaging plate scanner on the market

- You can get my images immediatly
- You do not have to wait for your turn

## SHOOT & SCAN

With PSPIX<sup>2</sup> chairside, you significantly save time:

- You are the single-user of the scanner
- You do not need to move to another room to scan your images
- You get your images in a few seconds

You are therefore more efficient and more dedicated to your patients' care.

The PSPIX<sup>2</sup> is

- AFFORDABLE**, you can now equip every operator chair side
- INTUITIVE**, learning to use it is instantaneous
- SMALL**, it takes up a minimal amount of space
- ELEGANT**, it will enhance your dental practice



# A SIMPLER AND MORE INTUITIVE SCANNER

PSPIX<sup>2</sup> IS SO INTUITIVE THAT IT HAS NEVER BEEN SO EASY TO SCAN AN IMAGE

## COMPACT SIZE

Created with cutting edge technology and design, the PSPIX<sup>2</sup> is the smallest and most compact PSP scanner on the market.

## SO SIMPLE

The large colour touchscreen provides intuitive indications for quick and easy use.

## MODERN DESIGN

With an elegant design, the PSPIX<sup>2</sup> fits perfectly within your dental practice.

## TRUE INTELLIGENCE

Workflow has never been so smooth and efficient, through its outstanding intellectual ability. A real evolution in your working practice!



# OUTSTANDING COMFORT FOR YOU AND YOUR PATIENTS



## FLEXIBILITY

**Thinner and more flexible**, the PSPIX<sup>2</sup> imaging plates are **easy to use** and provide **outstanding patient comfort**.

## ADAPTABILITY

Various sizes are available to suit the **patient's morphology** and your **clinical needs**.



*"Patients presenting to the practice will have differing tolerances to having films or imaging plates placed in their mouths. Strong tongue posturing, gag reflexes, arch shape, adult or child, etc will all mean that one film size will not be adequate to take the different types of intra-oral x-rays required. We have different PSPIX<sup>2</sup> imaging plate sizes available in all our surgeries, and this is essential."*

**Dr Bhupinder DAWETT**  
United Kingdom  
Dental Surgeon



**Dr Todd SNYDER**  
United States  
Dental Surgeon, DDS

*"The PSPIX<sup>2</sup> has been a welcome addition to my dental practice. It has been an investment that has paid for itself over and over again by increasing workflow and patient education."*

*"The use of PSPIX<sup>2</sup> has become vital in my daily practice. The imaging plates size 0 and 1 allow me to get quality X-rays with children, even at a very young age. In fact, unlike a traditional rigid sensor, the imaging plates are flexible and easy to hold in the mouth, providing greater comfort and preventing any stress."*

**Dr Matthias PISAPIA**  
France  
Dental Surgeon

\* Computer reconstruction of size 4 image from three size 3 imaging plates.

# OPTIMAL PROTECTION

## PSPIX<sup>2</sup> EXCEEDS YOUR EXPECTATIONS IN TERMS OF HYGIENE

### ● AUTOCLAVABILITY

**Only** PSPIX<sup>2</sup> provides such a high level of protection.

- PSPIX<sup>2</sup> has removable parts which comply with thermal washer-disinfectors, the latest disinfection standards.
- PSPIX<sup>2</sup> offers unique autoclavable parts\* to eliminate risk of infection.

### ● OPTIMAL HYGIENE BARRIER

Hygiene is at the core of each operating step of PSPIX<sup>2</sup>.

- Hygiene bags and covers ensure high degree of protection against cross-contamination.
- The touchscreen stylus also allows a hygienic use.

\*Optional autoclavable parts.





# YOU CAN ALSO SHARE IT

**PSPIX<sup>2</sup> has also been designed to be shared by multiple users.**

## CLICK & SCAN

Save time with the new "Click and Scan" concept of PSPIX<sup>2</sup>, the simplest way to gain efficiency.

Select your workstation on the touchscreen, insert your imaging plate and let PSPIX<sup>2</sup> do the rest...

PSPIX<sup>2</sup> can also be controlled from your workstation.



LET THE LIGHT GUIDE YOU...

Check the status of PSPIX<sup>2</sup> at a quick glance!



Blue: Available



Purple: Scanning



Yellow: Booked

## FULLY AUTOMATED PROCESS

- **AUTO-ACCESS:** The door only opens when the imaging plate is inserted.
- **AUTO-DETECT:** PSPIX<sup>2</sup> automatically detects the size of the inserted imaging plate.
- **AUTO-SCAN:** PSPIX<sup>2</sup> scans and optimizes the image before displaying it into the right workstation.
- **AUTO-EJECT:** The imaging plate is automatically erased and ejected for an immediate reuse.
- **ECO-MODE:** PSPIX<sup>2</sup> automatically switches to economic mode when not in use for an extended period of time.

